











A Circle.

/ 6

- | | | | |
|---|--|--|--|
| 1.  | (A) glue
(B) chalk
(C) paper
(D) tape | 2.  | (A) glue
(B) tape
(C) chalk
(D) paint |
| 3.  | (A) chalk
(B) paint
(C) yarn
(D) tape | 4.  | (A) paint
(B) glue
(C) tape
(D) paper |
| 5.  | (A) paper
(B) chalk
(C) yarn
(D) tape | 6.  | (A) paint
(B) paper
(C) yarn
(D) tape |

B Read and circle.


/ 4





- | | | |
|----------------------------------|--|--|
| 1. What color is it? It's _____. |  | (A) white
(B) blue
(C) red
(D) yellow |
| 2. What color is it? It's _____. |  | (A) blue
(B) white
(C) yellow
(D) green |
| 3. What color is it? It's _____. |  | (A) white
(B) red
(C) yellow
(D) black |
| 4. What color is it? It's _____. |  | (A) white
(B) black
(C) blue
(D) red |

C Write.

Let's share red my

/ 4

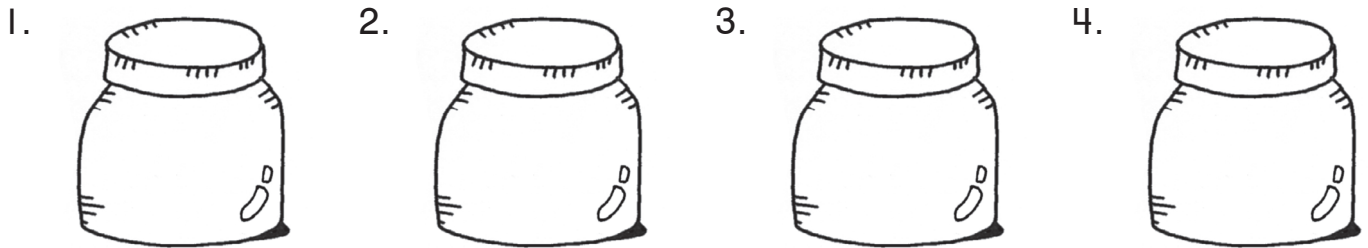


1.  This is _____ paper.
2.  This is my _____ paint.
3.  Let's _____
4.  OK. _____ share.

D Listen and color.



/ 4



E Read and color.

purple yellow make white red

/ 8



1. Red and _____ make pink.
2. Blue and _____ make green.



3. Red and yellow _____ orange.
4. Blue and red make _____